

SIGN	DESCRIPTION	DATE	APPROVER

Technical Data:

Material:

Terminals: Copper Alloy, Ni Plated

Terminal screw: Steel galvanized with Cr3+ plated

Insulator body(housing): Polyamide (Glass filled)(UL94V-0)

Electrical

Voltage rating: 600VAC

Current rating: 20 Amps/way max

Contact resistance: 20m Ω (max)

Withstanding Voltage: 2500VAC(1min) Test time=60sec/1pcs

Wire range: 16-22AWG

Mechanical:

Torque: 8kgf.cm/M3

Operating temperature: -40°C to +105°C

Soldering reliability:

Test temperature= 250°C±10°C

5 seconds max

Ordering Information:

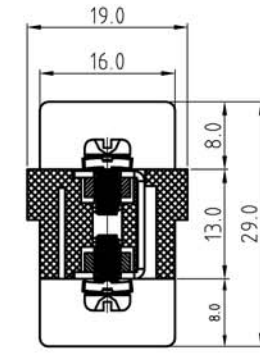
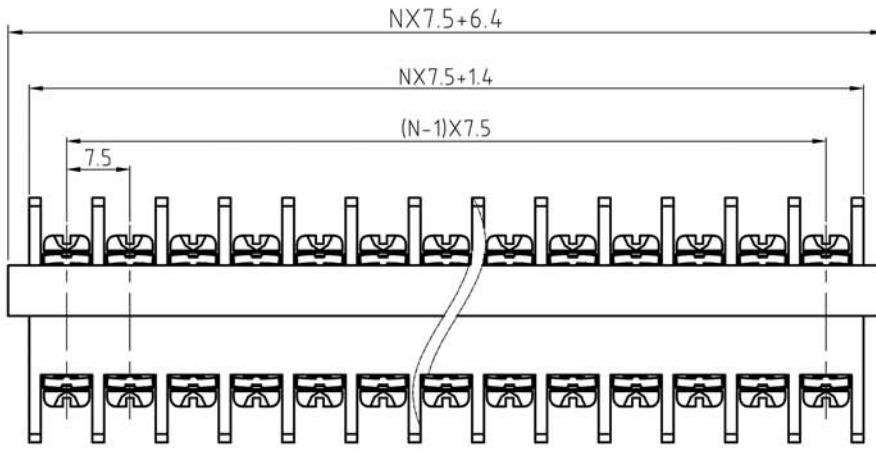
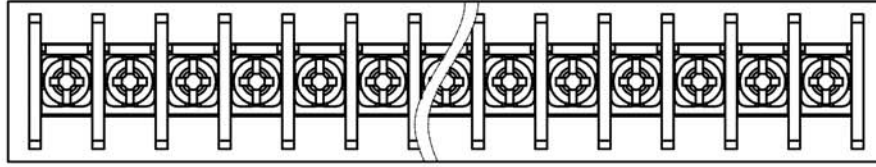
U640 -0 - 7 XX - X X X 0

- A Black Pa66
- B Black Pbt

- 1 With flange
- 2 Without flange

- 1 "-"Screw Cr³⁺
- 2 "-/+ "Screw Cr³⁺
- 3 "-"Screw Ni Plated
- 4 "-/+ "Screw Ni Plated

- 02 2Pin
- To To
- 32 32Pin



WELINK 上海拓尔普电子科技有限公司
Welink International Co., LTD.

TOLERANCE X. ±0.50 X.X ±0.30 X.XX ±0.20 X° ±1°	APPROVED:	NAME: U640-0 Pitch 7.5mm -Series Without flange
	CHECKED:	
	DRAWN: Ling Yu 2014,02,25	
	UNITS: mm REV: A	PART NO: U64007XX22X0
	SCALE: 1.5 / 1 PAGE: 1 / 1	DWG NO: 9U6400021A