

SIGN	DESCRIPTION	DATE	APPROVER

Technical Data:

Material:

Terminals: Copper Alloy, Tin Plated
Terminal screw: Steel galvanized with Cr3+ plated
Insulator body (housing): Polyamide (Glass filled)(UL94V-0)

Electrical

Voltage rating: 300VAC
Current rating: 25 Amps/way max
Contact resistance: 20m Ω (max)
Withstanding Voltage: 2500VAC(1min) Test time=60sec/1pcs
Wire range: 12-22AWG

Mechanical:

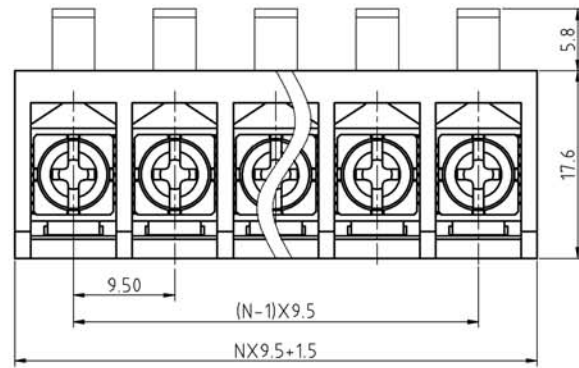
Torque: 12kgf.cm/M3.5
Operating temperature: -40°C to +105°C
Soldering reliability:
Test temperature= 250°C±10°C
5 seconds max

Ordering Information:

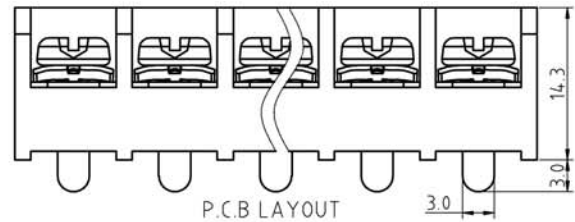
U344 -5 - 9 XX - X X X 0

- A Black Pa66
- B Black Pbt
- 1 With flange
- 2 Without flange
- 1 "-"Screw Cr³⁺
- 2 "-/+"Screw Cr³⁺
- 3 "-"Screw Ni Plated
- 4 "-/+"Screw Ni Plated

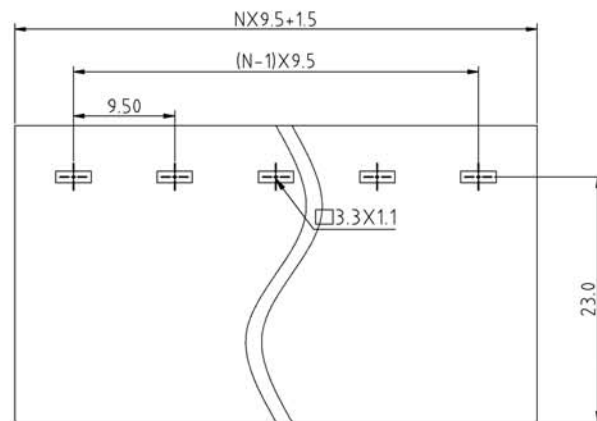
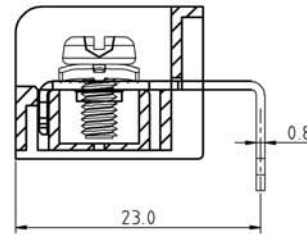
02 2Pin
To To
32 32Pin



N=Number of contacts



P.C.B LAYOUT



WELINK 上海拓尔普电子科技有限公司
Welink International Co., LTD.

TOLERANCE	APPROVED:	NAME:
X ±0.50	CHECKED:	U344-5 Pitch 9.5mm
X.X ±0.30	DRAWN: Yang Ming 2011,07,15	Without flange series
X.XX ±0.20	UNITS: mm REV: A	PART NO: U34459XX22B0
X° ±1°	SCALE: 2 / 1 PAGE: 1 / 1	DWG NO: 9U3445002A