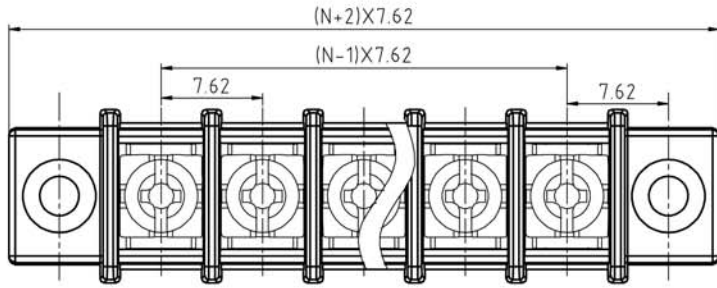
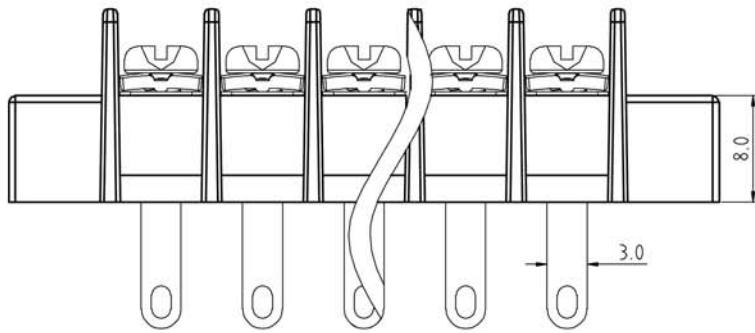


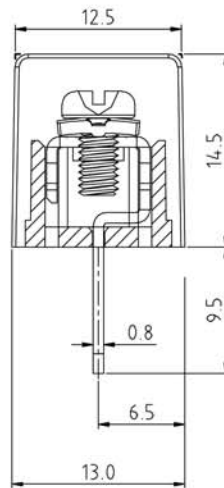
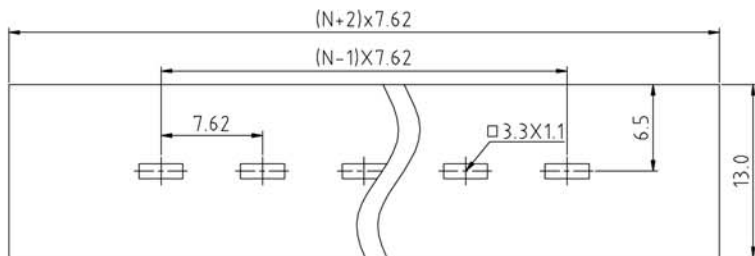
SIGN	DESCRIPTION	DATE	APPROVER



N=Number of contacts



P.C.B LAYOUT



Technical Data:

Material:

Terminals: Copper Alloy, Tin Plated
Terminal screw: Steel galvanized with Cr³⁺ plated
Insulator body(housing): Polyamide (Glass filled)(UL94V-0)

Electrical

Voltage rating: 250VAC
Current rating: 15 Amps/way max
Contact resistance: 20m Ω (max)
Withstanding Voltage: 2500VAC(1min) Test time=60sec/1pcs
Wire range: 16-22AWG

Mechanical:

Torque: 6kgf.cm/M3.0
Operating temperature: -40°C to +105°C
Soldering reliability:
Test temperature= 250°C±10°C
5 seconds max

Ordering Information:

U131 - 4 - G XX - X X X 0

A Black Pa66
B Black Pbt

1 With flange
2 Without flange

1 "-"Screw Cr³⁺
2 "-/+ "Screw Cr³⁺
3 "-"Screw Ni Plated
4 "-/+ "Screw Ni Plated

02 2Pin
To To
32 32Pin

WELINK 上海拓尔普电子科技有限公司
Welink International Co., LTD.

TOLERANCE X ±0.50 X.X ±0.30 X.XX ±0.20 X° ±1°	APPROVED:	NAME: U131-4 Pitch 7.62mm series With flange
	CHECKED:	
	DRAWN: Yang Ming 2011,06,24	
	UNITS: mm	REV: A
	SCALE: 2.5 / 1	PAGE: 1 / 1
		PART NO: U1314GXX21B0
		DWG NO: 9U1314001A