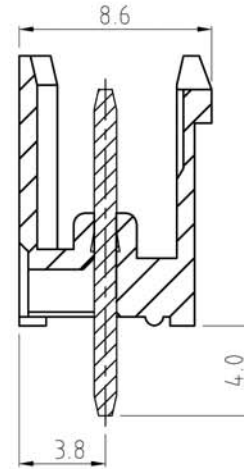
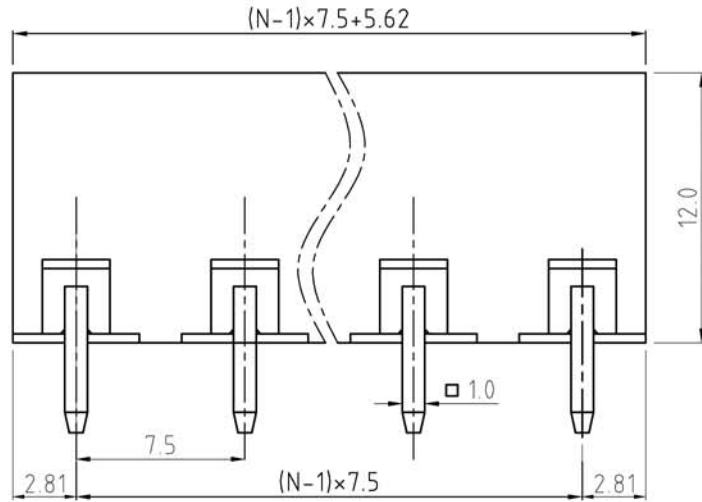


SIGN	DESCRIPTION	DATE	APPROVER

N=Number of contacts



Technical Data:

Material:

Solder Pin: Copper Alloy, Tin plated
 Insulator body(housing): Polyamide
 (Glass filled)(UL94V-0)

Electrical

Voltage rating: 300VAC
 Current rating: 16A
 Withstanding Voltage: AC 2500V(1min)

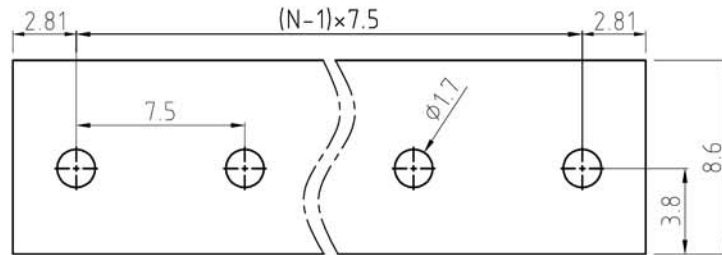
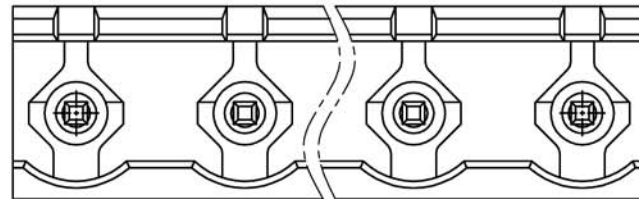
Mechanical:

Using temperature Range: -40°C to +105°C
 Soldering temperature: +250°C, 5seconds Max.

Ordering Information:

F85-1-7 XX-0 0 0 X 0 0 0 0

02	2Pin	5	Green
To	To	6	Blue
24	24Pin	A	Black



PCB. LAYOUT

WELINK 上海拓尔普电子科技有限公司
 Welink International Co., LTD.

TOLERANCE X. ±0.50 X.X ±0.30 X.XX ±0.20 X° ±1°	APPROVED:	NAME: F85-1 Pitch 7.5mm - Series
	CHECKED:	
	DRAWN: West 2018,01,12	
	UNITS: mm	REV: A
	SCALE: 4 / 1	PAGE: 1 / 1
		PART NO: F8517XX000X0000
		DWG NO: 9F8517001A