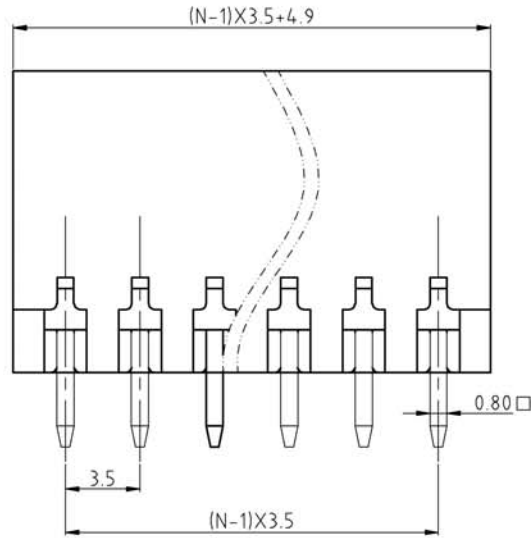
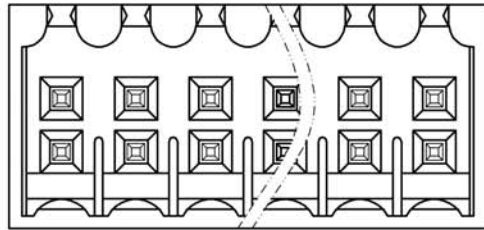
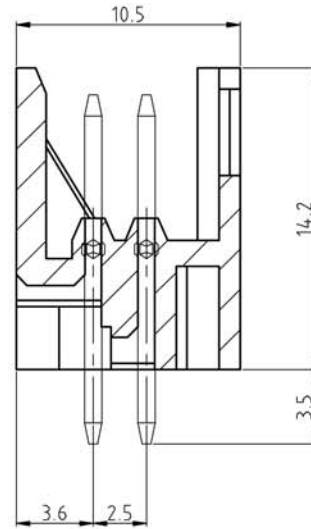
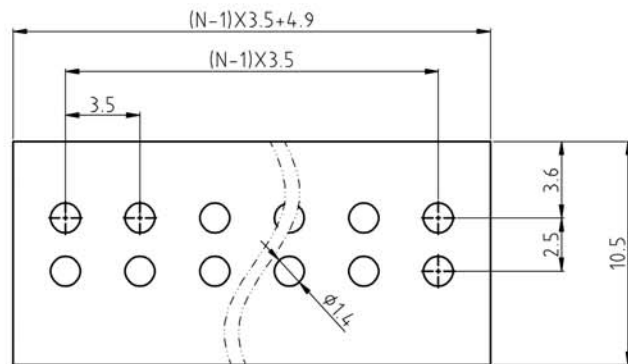


SIGN	DESCRIPTION	DATE	APPROVER

N=Number of contacts



PCB LAYOUT



Technical Data:

Material:

Solder Pin: Copper Alloy Tin plated

Insulator body(housing): Polyamide(Glass filled)(UL94V-0)

Electrical

Voltage rating: 300VAC

Current rating: 12 Amps/way max

Withstanding Voltage: 2500VAC(1min) Test time=60sec/1pcs

Mechanical:

Operating temperature: -40°C to +105°C

Soldering reliability:

Test temperature= 250°C±10°C

5 seconds max

Ordering Information:

F83-A-3 XX 0 X X X 0

02 2Pin  
To To  
24 24Pin

5 Green  
6 Blue  
A Black

0 Open  
1 Close  
3 Square nut

0 180°  
1 90°

**WELINK** 上海拓尔普电子科技有限公司  
Welink International Co., LTD.

TOLERANCE	APPROVED:	NAME:
X ±0.30	CHECKED:	F83-A Pitch 3.5mm -
X.X ±0.15	DRAWN: YangMing 2013,01,25	Close-180D
X.XX ±0.05	UNITS: mm	-Series
X° ±1°	REV: A	PART NO: F83A3XX001X0
	SCALE: 4 / 1	DWG NO: 9F83A3101A
	PAGE: 1 / 1	