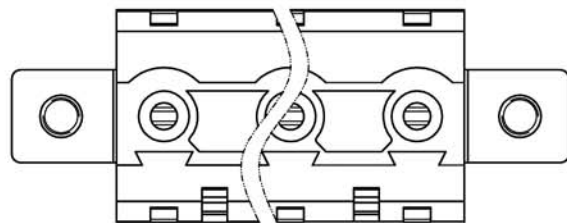
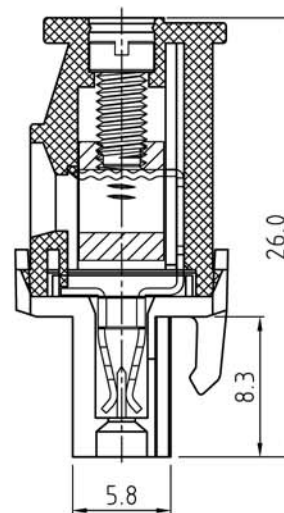
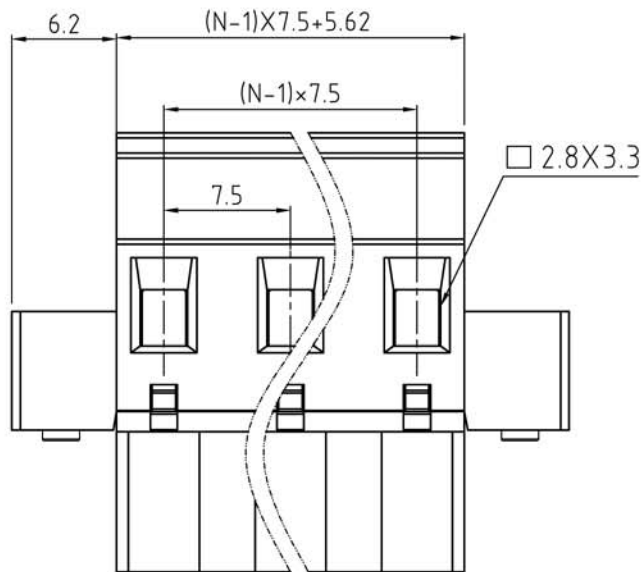


N=Number of contacts



SIGN	DESCRIPTION	DATE	APPROVER

Technical Data:

Material:

Contact(metal housing): Copper Alloy with Ni plated

Terminal screw: Steel galvanized with Cr3+ plated

Wire guard: Copper Alloy, Tin plated.

Insulator body(housing): Polyamide(UL94V-0)

Electrical

Voltage rating: 300VAC

Current rating: 16 Amps/way max

Contact resistance: 20mΩ (max)

Withstanding Voltage: 2500VAC(1min) Test time=60sec/1pcs

Wire range: 12-26AWG

Mechanical:

Torque: 5.0kgf.cm/M3

Operating temperature: -40°C to +105°C

Soldering reliability:

Test temperature= 250°C±10°C

5 seconds max

Ordering Information:

F75-E-7 XX-X 0 0 X 0 0 0 0

2 02
- -
24 24

5 GREEN
6 BLUE

1 "-" SCREW

2 "-/+" SCREW

WELINK 上海拓尔普电子科技有限公司
Welink International Co., LTD.

TOLERANCE X. ±0.50 X.X ±0.30 X.XX ±0.20 X° ±1°	APPROVED:	NAME: F75-E Pitch 7.5mm -series	
	CHECKED:		
	DRAWN: Ling Yu 2018,1,18		
	UNITS: mm	REV: A	PART NO: F75E7XX00XX0000
	SCALE: 3 / 1	PAGE: 1 / 1	DWG NO: 9F75E7001A