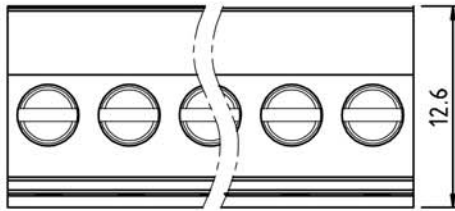
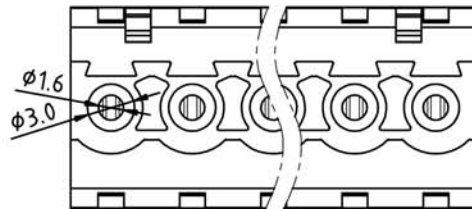
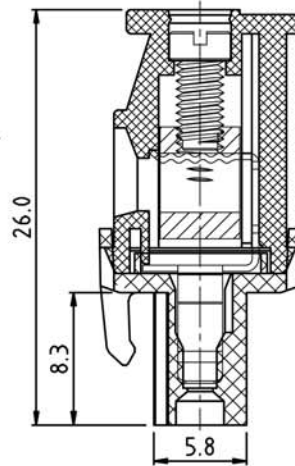
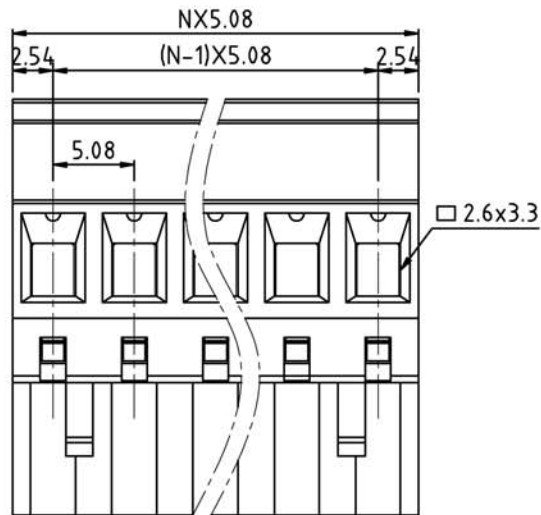


SIGN	DESCRIPTION	DATE	APPROVER



N=Number of contacts



Technical Data:

Material:

- Contact(metal housing): Copper Alloy with Ni plated
- Terminal screw: Steel galvanized with Cr3+ plated
- Solder Pin: Copper Alloy with Tin plated
- Insulator body(housing): Polyamide(UL94V-0)

Electrical

- Voltage rating: 300VAC
- Current rating: 16 Amps/way max
- Contact resistance: 20mΩ (max)
- Withstanding Voltage: 2500VAC(1min) Test time=60sec/1pcs
- Wire range: 12-26AWG

Mechanical:

- Torque: 5.0kg.cm/M3
- Operating temperature: -40°C to +105°C
- Soldering reliability: Test temperature= 250°C±10°C 5 seconds max

Ordering Information:

F75-B-E XX-X 0 0 X 0

2 02 | 5 GREEN  
- - | 6 BLUE

24 24

1 "-" SCREW  
2 "-/+" SCREW

**WELINK** 上海拓尔普电子科技有限公司  
Welink International Co., LTD.

TOLERANCE	APPROVED:	NAME: F75-B Pitch 5.08mm
X ±0.50	CHECKED:	-series
X.X ±0.30	DRAWN: Yang Ming 2012,06,20	
X.XX ±0.20	UNITS: mm	REV: A
X° ±1°	SCALE: 3 / 1	PAGE: 1 / 1
		PART NO: F75BEXX100X0
		DWG NO: 9F75BE001A