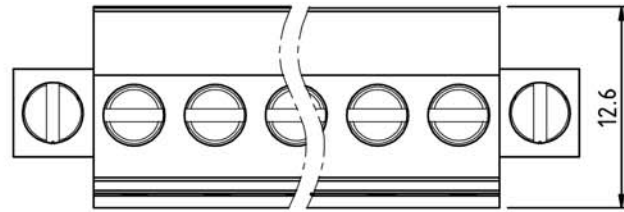
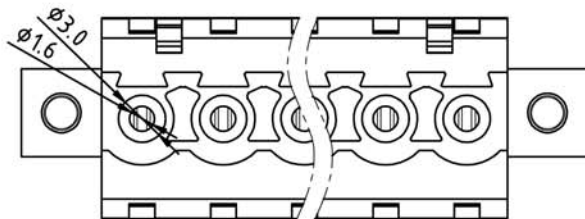
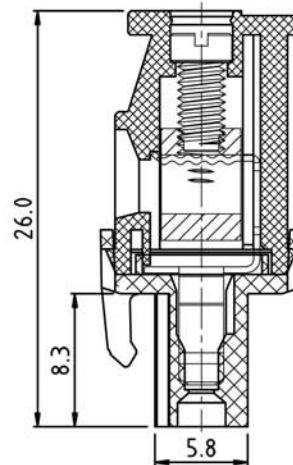
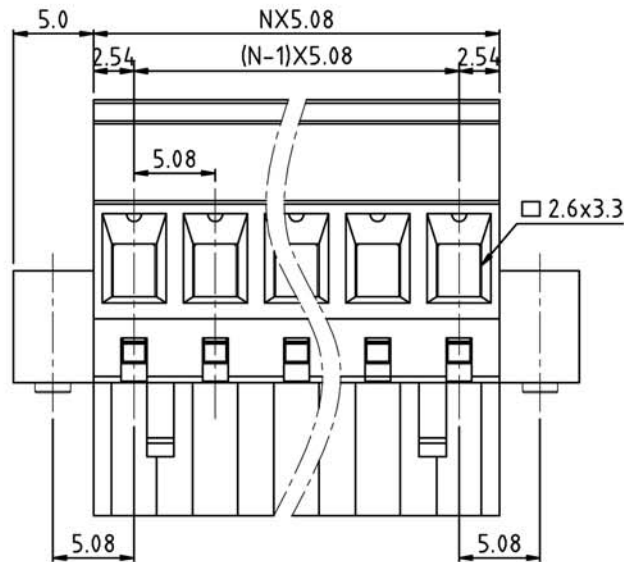


SIGN	DESCRIPTION	DATE	APPROVER



N=Number of contacts



Technical Data:

Material:

- Contact(metal housing): Copper Alloy with Ni plated
- Terminal screw: Steel galvanized with Cr3+ plated
- Solder Pin: Copper Alloy with Tin plated
- Insulator body(housing): Polyamide(UL94V-0)

Electrical

- Voltage rating: 300VAC
- Current rating: 16 Amps/way max
- Contact resistance: 20mΩ (max)
- Withstanding Voltage: 2500VAC(1min) Test time=60sec/1pcs
- Wire range: 12-26AWG

Mechanical:

- Torque: 5.0kg.cm/M3
- Operating temperature: -40°C to +105°C
- Soldering reliability: Test temperature= 250°C±10°C, 5 seconds max

Ordering Information:

F75-C-E XX-X 0 0 X 0

- 2 02 - - 5 GREEN
- 24 24 - - 6 BLUE
- 1 "-" SCREW
- 2 "-/+" SCREW

WELINK 上海拓尔普电子科技有限公司
Welink International Co., LTD.

TOLERANCE	APPROVED:	NAME:
X ±0.50	CHECKED:	F75-C Pitch 5.08mm
X.X ±0.30	DRAWN: Yang Ming 2012,06,20	-series
X.XX ±0.20	UNITS: mm	PART NO: F75CEXX100X0
X° ±1°	REV: A	DWG NO: 9F75CE001A
⊕	SCALE: 3 / 1	PAGE: 1 / 1