
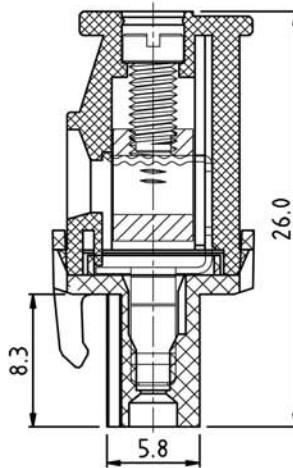
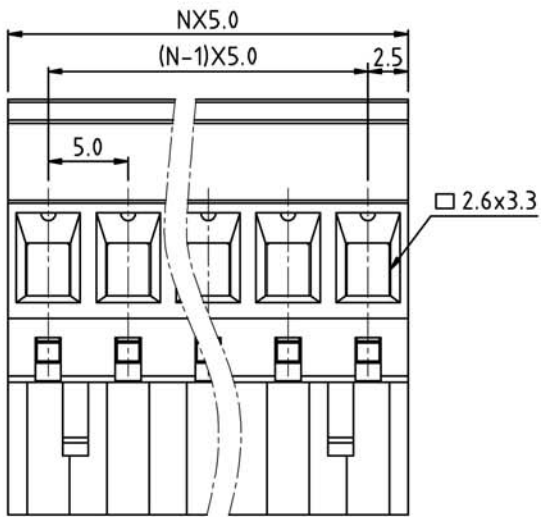


N=Number of contacts



SIGN	DESCRIPTION	DATE	APPROVER

Technical Data:

Material:

Contact(metal housing): Copper Alloy with Ni plated
 Terminal screw: Steel galvanized with Cr3+ plated
 Solder Pin: Copper Alloy with Tin plated
 Insulator body(housing): Polyamide(UL94V-0)

Electrical

Voltage rating: 300VAC
 Current rating: 16 Amps/way max
 Contact resistance: 20mΩ (max)
 Withstanding Voltage: 2500VAC(1min) Test time=60sec/1pcs
 Wire range: 12-26AWG

Mechanical:

Torque: 5.0kg.cm/M3
 Operating temperature: -40°C to +105°C
 Soldering reliability:
 Test temperature= 250°C±10°C
 5 seconds max

Ordering Information:

F75-B-5 XX-X 0 0 X 0
 2 02 | 5 GREEN
 - - | 6 BLUE
 24 24
 1 "-" SCREW
 2 "-/+" SCREW

WELINK 上海拓尔普电子科技有限公司
 Welink International Co.,LTD.

TOLERANCE	APPROVED:	NAME: F75-B Pitch 5.0mm series
X ±0.50	CHECKED:	
X.X ±0.30	DRAWN: Yang Ming 2012,06,20	
X.XX ±0.20	UNITS: mm	PART NO: F75B5XX100X0
X° ±1°	REV: A	DWG NO: 9F75B5001A
⊕	SCALE: 3 / 1	PAGE: 1 / 1