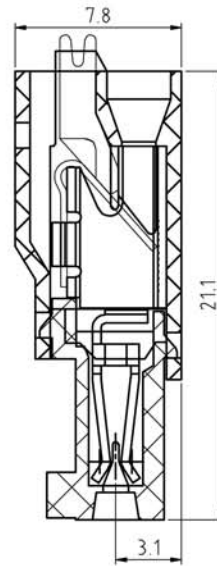
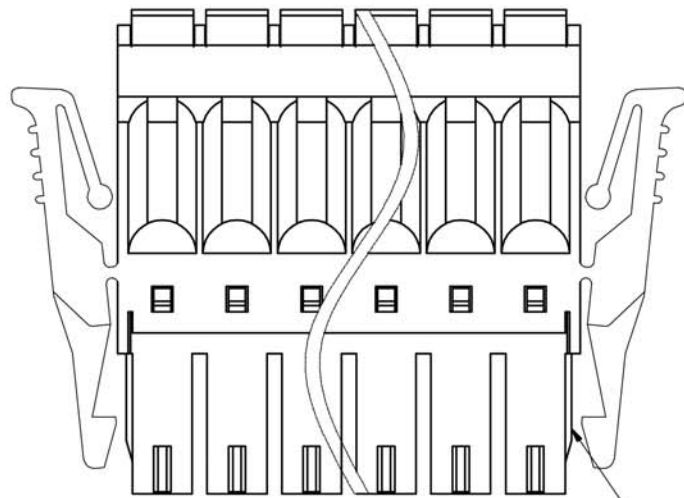
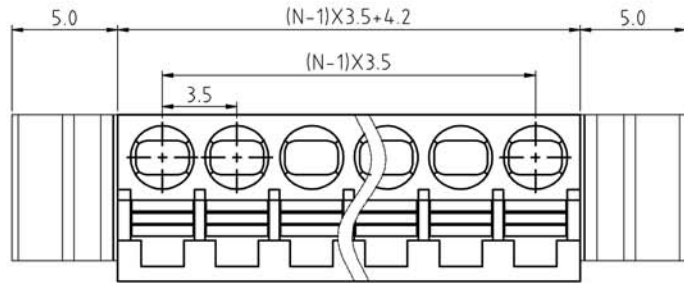


SIGN	DESCRIPTION	DATE	APPROVER



2p to 6p with wedge, above 7p
without wedge (including 7p)

N=Number of contacts

Technical Data:

Material:

terminal: Copper Alloy with Tin plated
Spring Clamp: Stainless steel
Insulator body(housing): Polyamide(UL94V-0)

Electrical

Voltage rating: 300VAC
Current rating: 12 Amps/way max
Contact resistance: 20mΩ(max)
Withstanding Voltage: 2500VAC(1min) Test time=60sec/1pcs
Wire range: 16-24AWG

Mechanical:

Operating temperature: -40°C to +105°C
Soldering reliability:
Test temperature= 250°C±10°C
5 seconds max

Ordering Information:

F73 - L - 3 XX - 0 0 0 X 0

2	02	5	Green
-	-	6	Blue
24	24	8	Grey
		A	Black

WELINK 上海拓尔普电子科技有限公司
Welink International Co., LTD.

TOLERANCE X: ±0.50 X.X: ±0.30 X.XX: ±0.20 X°: ±1°	APPROVED:	NAME: F73 - L - pitch 3.5mm - series
	CHECKED:	
	DRAWN: Yang Ming 2012.10.15	
	UNITS: mm	REV: A
	SCALE: 4 / 1	PAGE: 1 / 1
		PART NO: F73L3XX000X0
		DWG NO: 9F73L3001A