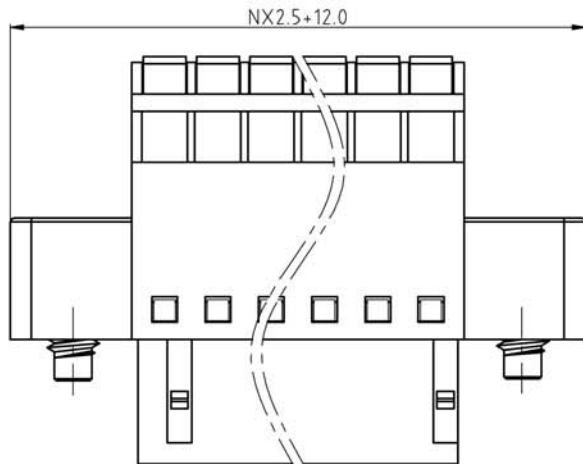
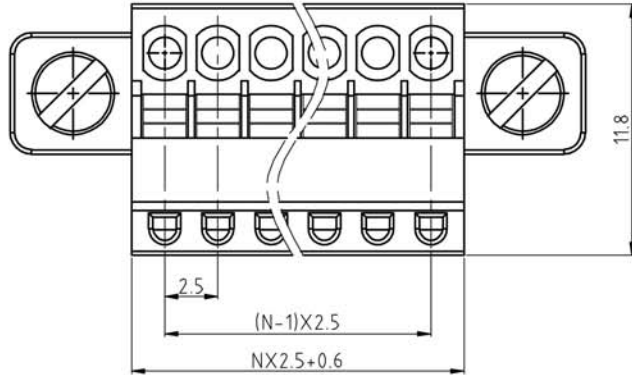
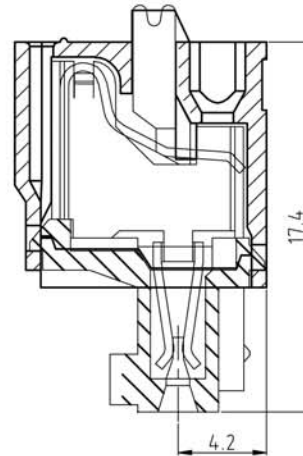


SIGN	DESCRIPTION	DATE	APPROVER



N=Number of contacts



Technical Data:

Material:

Terminal: Copper Alloy, Tin plated.  
 Wire guard: Copper Alloy  
 Insulator body(housing): Polyamide(UL94V-0)

Electrical

Voltage rating: 300VAC  
 Current rating: 12 Amps/way max  
 Contact resistance:  $20m\Omega$ (max)  
 Withstanding Voltage: 2500VAC(1min) Test time=60sec/1pcs  
 Wire range: 16-24AWG

Mechanical:

Operating temperature:  $-40^{\circ}C$  to  $+105^{\circ}C$   
 Soldering reliability:  
 Test temperature=  $250^{\circ}C \pm 10^{\circ}C$   
 5 seconds max

Ordering Information:

F73 - 1 - 2 XX - X 0 0 X 0

2 02 | 5 Green  
 - | 6 Blue  
 24 24 | 8 Grey  
 | A Black

1 "-" SCREW  
 2 "-/+" SCREW

**WELINK** 上海拓尔普电子科技有限公司  
 Welink International Co., LTD.

TOLERANCE	APPROVED:	NAME: F73 - 1 - pitch 2.5mm
X: $\pm 0.50$	CHECKED:	- series
X.X: $\pm 0.30$	DRAWN: Yang Ming 2012,06,20	
X.XX: $\pm 0.20$	UNITS: mm	PART NO: F7312XXX00X0
X°: $\pm 1^{\circ}$	REV: A	DWG NO: 9F7312001A
	SCALE: 4 / 1	PAGE: 1 / 1