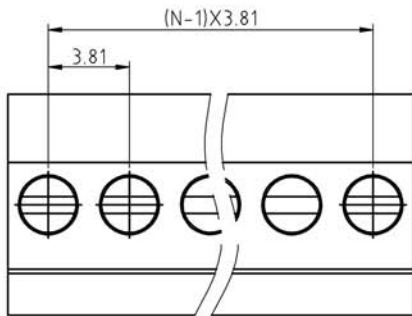
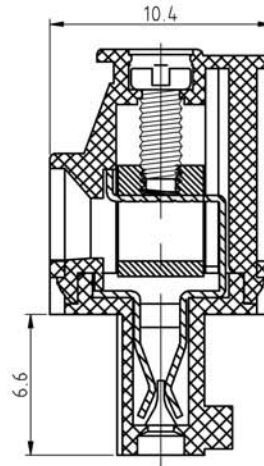
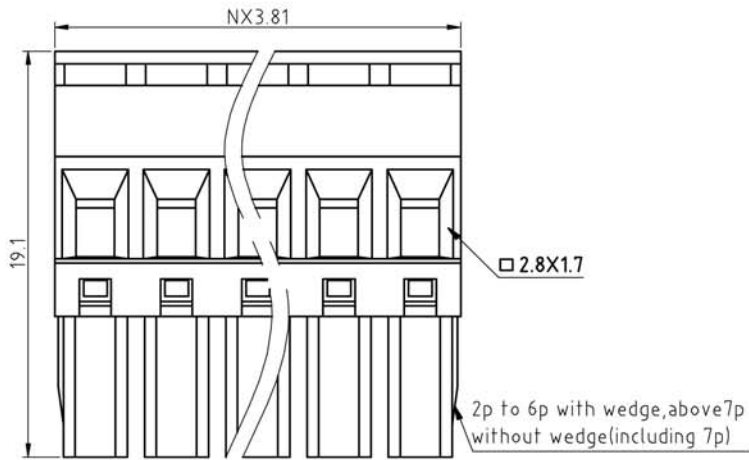
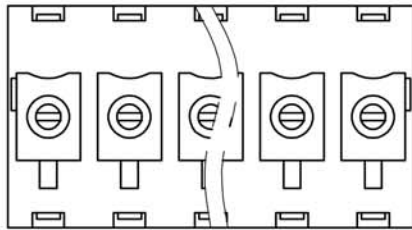


| SIGN | DESCRIPTION | DATE | APPROVER |
|------|-------------|------|----------|
|      |             |      |          |
|      |             |      |          |



N=Number of contacts

Technical Data:

Material:

Contact(metal housing): Copper Alloy,Ni plated.  
Terminal screw: Steel galvanized with Cr3+ plated  
Wire guard: Copper Alloy,Tin plated.  
Insulator body(housing): Polyamide(UL94V-0)

Electrical

Voltage rating: 300VAC  
Current rating: 12 Amps/way max  
Contact resistance: 20mΩ (max)  
Withstanding Voltage: 2500VAC(1min) Test time=60sec/1pcs  
Wire range: 16-24AWG

Mechanical:

Torque: 2.5kgf.cm/M2  
Operating temperature: -40°C to +105°C  
Soldering reliability:  
Test temperature= 250°C±10°C  
5 seconds max

Ordering Information:

F73-D-C XX-X 0 0 X 0

2 02 ——— 5 Green  
4 04 ——— 6 Blue  
20 20 ——— A Black  
1 "—"Screw  
2 "-/+"Screw

**WELINK** 上海拓尔普电子科技有限公司  
Welink International Co.,LTD.

|            |                             |                       |
|------------|-----------------------------|-----------------------|
| TOLERANCE  | APPROVED:                   | NAME:                 |
| X ±0.50    | CHECKED:                    | F73-D Pitch 3.81mm    |
| X.X ±0.30  | DRAWN: Yang Ming 2012.06.20 | Series                |
| X.XX ±0.20 | UNITS: mm                   | PART NO: F73DCXX100X0 |
| X° ±1°     | REV: A                      | DWG NO: 9F73DC001A    |
| ⊕          | SCALE: 4 / 1                | PAGE: 1 / 1           |