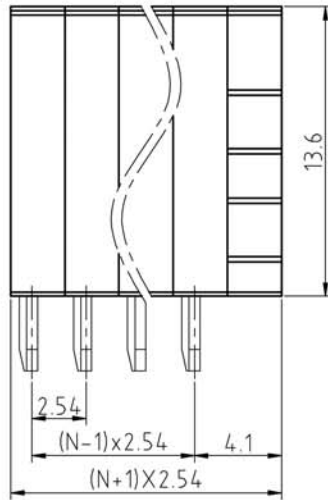
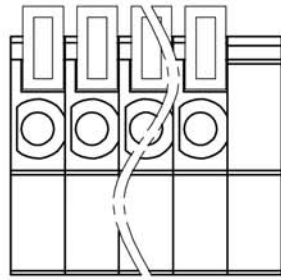
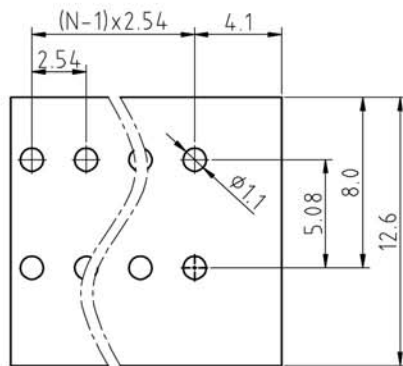


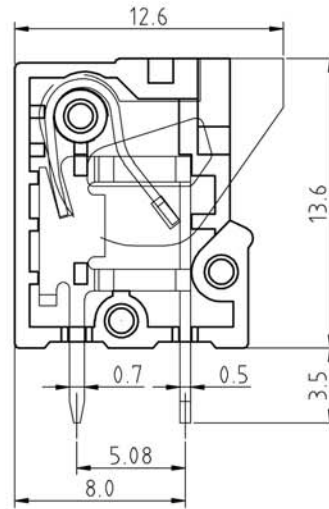
SIGN	DESCRIPTION	DATE	APPROVER



N=Number of contacts



P.C.B. LAYOUT



Technical Data:

Material:

Wire guard : stainless steel

Surface of solder tail : Copper Alloy Tin plated

Insulator body(housing) : Polyamide(Glass filled)(UL94V-0)

Electrical

Voltage rating: 150VAC

Current rating: 2 Amps/way max

Contact resistance: 20mΩ (max)

Withstanding Voltage: 2000VAC(1min) Test time=60sec/1pcs

Wire range: 20-26AWG

Mechanical:

Operating temperature: -40°C to +105°C

Test temperature= 250°C 5 seconds max.

Ordering Information:

F50-01-B XX-0 0 X 0

- 5 Green
 - 6 Blue
 - 8 Grey
 - A Black
-
- 2 02
 - 4 04
 - 20 20

WELINK 上海拓尔普电子科技有限公司
Welink International Co., LTD.

TOLERANCE	APPROVED:	NAME:
X ±0.50	CHECKED:	F50-01 Pitch 2.54mm
X.X ±0.30	DRAWN: Yang Ming 2012,06,20	Series
X.XX ±0.20	UNITS: mm	PART NO: F5001BXX00X0
X° ±1°	REV: A	DWG NO: 9F5001001A
SCALE: 4 / 1	PAGE: 1 / 1	