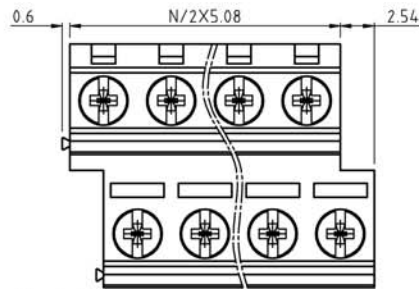
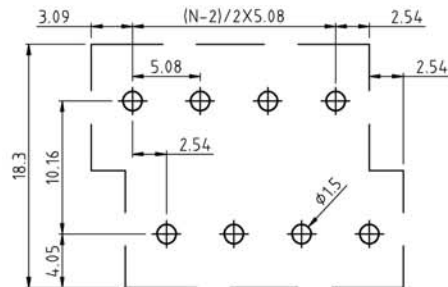
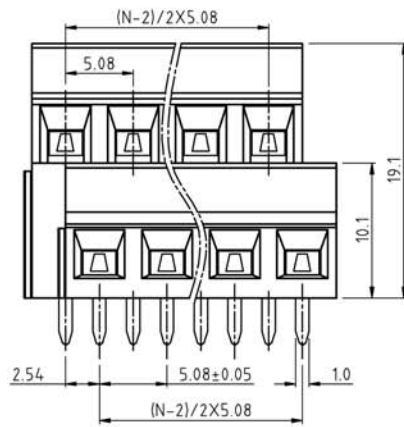


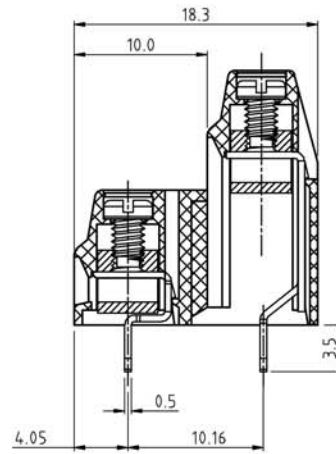
SIGN	DESCRIPTION	DATE	APPROVER



N=Number of conacts



P.C.B. LAYOUT



Technical Data:

Material:

- Contact(metal housing): Copper Alloy Machined(option)
- Terminal screw: Steel galvanized with Cr3+ plated
- Solder Pin: Copper Alloy with Tin plated
- Insulator body(housing): Polyamide(Glass filled)(UL94V-0)

Electrical

- Voltage rating: 300VAC
- Current rating: 16 Amps/way max
- Contact resistance: 20mΩ(max)
- Withstanding Voltage: 2500VAC(1min) Test time=60sec/1pcs
- Wire range: 12-30AWG

Mechanical:

- Torque: 4.5kgf.cm/M2.5
- Operating temperature: -40°C to +105°C
- Soldring reliability:
 - Test temperature= 250°C±10°C
 - 5 seconds max

Ordering Information:

F35 - L - E XX - X 0 0 X 0

- 2 02
- -
- 24 24
- 5 Green
- 6 Blue
- 8 Grey
- A Black
- 1 "-" SCREW
- 2 "-/+" SCREW

WELINK 上海拓尔普电子科技有限公司
Welink International Co., LTD.

TOLERANCE	APPROVED:	NAME:
X ±0.50	CHECKED:	F35 - L - pitch 5.08mm
X.X ±0.30	DRAWN: Yang Ming 2011,10,01	- series
X.XX ±0.20	UNITS: mm	PART NO: F35LEXX200X0
X° ±1°	REV: A	DWG NO: 9F35LE201A
	SCALE: 2.5 / 1	PAGE: 1 / 1