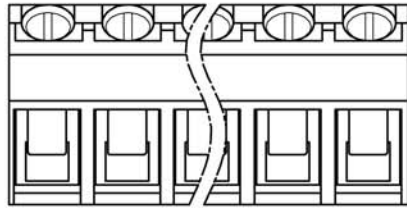
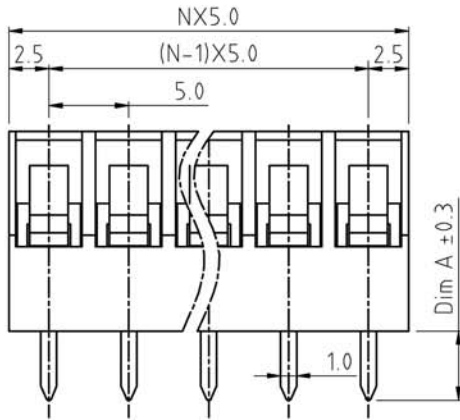


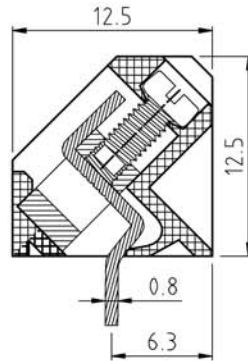
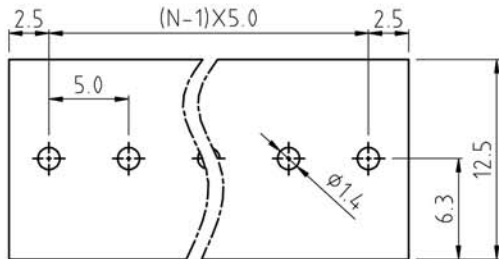
SIGN	DESCRIPTION	DATE	APPROVER



N=Number of contacts



P.C.B. LAYOUT



Technical Data:

Material:

- Contact(metal housing): Copper Alloy Ni plated
- Terminal screw: Steel galvanized with Cr3+ plated
- Solder Pin: Copper Alloy Tin plated
- Insulator body(housing): Polyamide(UL94V-0)

Electrical

- Voltage rating: 300VAC
- Current rating: 10 Amps/way max
- Contact resistance: 20mΩ(max)
- Withstanding Voltage: 2500VAC(1min) Test time=60sec/1pcs
- Wire range: 12-22AWG

Mechanical:

- Torque: 4.0kgf.cm/M2.5
- Operating temperature: -40°C to +105°C
- Soldering reliability:
  - Test temperature= 250°C±10°C
  - 5 seconds max

Ordering Information:

F34 - 1 - 5 XX - XX 0 X 0

- 2 02
- -
- 24 24
- 5 Green
- 6 Blue
- 8 Grey
- A Black
- 0 4.3
- 1 3.0
- 1 "-" SCREW
- 2 "-/+" SCREW

**WELINK** 上海拓尔普电子科技有限公司  
Welink International Co.,LTD.

TOLERANCE	APPROVED:	NAME:
X ±0.50	CHECKED:	F34 - 1 - pitch 5.0mm
X.X ±0.30	DRAWN: Yang Ming 2012,06,20	- series
X.XX ±0.20	UNITS: mm	REV: A
X° ±1°	SCALE: 3 / 1	PAGE: 1 / 1
		PART NO: F3415XX1X0X0
		DWG NO: 9F3415001A